


# Ecli

## *Ways to Play*

Thanks to emulation and the popularity of the Game Boy platform, Ecli can play on virtually any modern computing device. Not only can Ecli play on original Game Boy Color hardware and on the Analogue Pocket, it can also play on virtually any system with a Game Boy Color emulator, from PCs and Macs to smartphones and tablets. It can even play on many vintage computers, from as far back as the 1990s.


Grab your favorite device, and play Ecli any way you choose.



*Game Boy Color*  
via cartridge



*Analogue Pocket*  
via cartridge or microSD card




*Mac or PC*  
via emulator



*Smartphone or Tablet*  
via emulator

# Way to Play #1: Emulation

Ecli can be played on virtually any device with a Game Boy Color emulator.



*Ecli on iPhone*

## What is an emulator?

An emulator is software that allows one system to mimic the behavior of another system. In this case, an emulator is an app that allows a computer, phone, or tablet to simulate the hardware architecture of a Game Boy Color, allowing any of those systems to play games designed for Game Boy Color.

## Why do I need an emulator to play?

Ecli was designed as a Game Boy Color game. As such, the game requires either Game Boy Color hardware or a way of mimicking that hardware in order to play. Ecli was made like this in part for compatibility reasons. As Game Boy Color emulators are available for virtually every type of modern computing device, it means that Ecli can be played on almost any system.

## Where can I get an emulator?

Many emulators are available for free online. Search the web for “game boy color emulator” and you’ll find plenty to choose from. Below are some of the more popular emulators:

Mac: **OpenEmu**

Windows: **KiGB**

iPhone/iPad: **Delta**

Android: **SuperGBC**

## How do I set up an emulator?

See the documentation for the emulator you’ve chosen for the most detailed setup instructions. The most important thing on a Mac or PC is to set up the controls for the game. As Game Boy Color has eight buttons, those buttons will need to be mapped to either the computer’s keyboard or to an external game pad. You’ll need to set a key or button for each of the Game Boy Color’s buttons:

1. **Directional Pad** (up, down, left, right)
2. **A** button
3. **B** button
4. **START** button
5. **SELECT** button

Once the controls are set up, open the **Ecli.gb** file in the emulator to play.

# Way to Play #2: Original Hardware

Ecli can be copied onto a cartridge and played on a Game Boy Color.



*Ecli on Game Boy Color*

## Where can I find a programmable Game Boy cartridge?

Many options available online, but the following two are great picks if you're looking for something that's high quality and reliable:

1. Inside Gadgets: Game Boy 2MB, 32KB FRAM Flash Cart  
[www.insidegadgets.com](http://www.insidegadgets.com)
2. Krikzz: Everdrive GB X7  
[www.krikzz.com](http://www.krikzz.com)

Avoid cheap flash cartridges from AliExpress that may have illegally copied games on them.

## How do I copy Ecli to a cartridge?

For microSD card based cartridges like the Everdrive GB X7, simply copy **Ecli.gb** onto a microSD card and insert that card into the Everdrive cartridge.

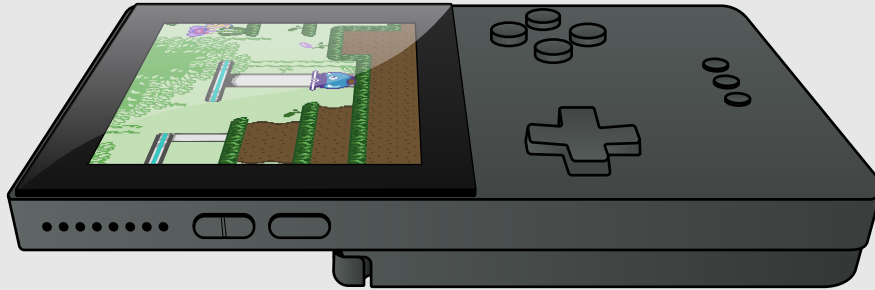
For coping the game directly to a flash cartridge like the ones made by Inside Gadgets, the easiest way is with a cartridge flasher, like the Benn Venn Joey Jr. Attach the flash cartridge to the Joey Jr., and connect its USB cable to a PC. The Joey Jr. will work just like a USB drive - simply drag and drop **Ecli.gb** onto it.

[www.bennvenn.com](http://www.bennvenn.com)

After copying Ecli onto a cartridge, you can play that cartridge directly on a Game Boy Color or Game Boy Advance. Note that you may make cartridges for your own personal use, but you may not make Ecli cartridges to sell.

# Way to Play #3: Pocket

Ecli can be copied onto a microSD card and played on an Analogue Pocket.



*Ecli on Analogue Pocket*

## *How can I play Ecli on my Pocket?*

1. Create a folder in the root directory of a microSD card, and name it: GB Studio
2. Copy **Ecli.pocket** into that folder.
3. Insert the microSD card into your Pocket.
4. Power on your Pocket and then navigate to:  
Tools > GB Studio™ > Play Creations  
Then, select Ecli.



## *The Legal Stuff*

Ecli © 2025 Derek Hugger. All Rights Reserved.

By purchasing the Ecli Digital Game Pak, you have agreed to the following terms and conditions: Purchasing files created by Derek Hugger grants license to the purchaser to use and make copies of the copyrighted files provided for the purchaser's own personal use. The files in digital form or in physical form, whether partial or complete, may not be redistributed, may not be resold, and may not be used in any other work or publication. No items made from these files may be sold for profit or given away (this includes but is not limited to flash cartridges and printed Instruction Booklets). The contents of the files are presented in good faith but without warranty and without guaranteed results.